

LC

LC 500 CONVERTIBLE



Overseas pre-production model shown. Australian specifications and features may differ. See your Lexus dealer for details.



LC CONVERTIBLE	P3
CONCEPT	P4
DESIGN	P6
PERFORMANCE	P9
FEATURES	P14
SAFETY	P19
TAKUMI	P23
LEXUS OWNERSHIP SOLUTIONS	P25
COLOURS AND TRIMS	P27
MAIN FEATURES	P29
SPECIFICATIONS	P30



LEXUS — CONCEPT



Crafted to inspire, the LC Convertible fuses the sensual beauty and exhilarating performance of the LC coupe with an open-air oneness with nature, enveloping and invigorating the senses in an exceptional driving experience unique to a Lexus convertible.

— CONCEPT




To the stunning beauty and dynamic performance of the LC, Lexus's performance flagship, the LC Convertible injects the unique sensations and exhilaration of open-air driving. The captivating convertible silhouette with its distinctive automated soft top gives fresh expression to the LC's 'Seduction and Technology' design concept, accentuating its unique identity. The seamless flow from the exterior into interior shapes an inviting and snug cockpit, its finely crafted comfort and detailing enhancing the

experience of a limitless enjoyment of nature in all seasons. The sharp response and linear characteristics that unify the driver and car were produced by the uncompromising pursuit of body rigidity and ongoing evolution of the platform architecture and packaging. It is realised through refined drive force control that optimises shifting and acceleration and a heart-stirring engine soundscape to provide an exhilarating drive, whether you prefer comfortable cruising or relish all-out sports driving excitement.

LEXUS — DESIGN

Innovative design and meticulous craftsmanship open up the beauty of the LC to create a bold and distinctive identity befitting a Lexus convertible, expressed in the sleek, flowing silhouette that accentuates the unique convertible character.


— DESIGN



Exterior

Artfully blending the coupe's avant-garde roofline with the dynamic character of a convertible, it exudes a beautiful and bold presence with the soft top open or closed.

— DESIGN



Interior

Designed to be viewed from the outside and experienced while cocooned inside, the cockpit blends the innovation and authentic craftsmanship synonymous with Lexus luxury comfort with the unrestricted enjoyment of nature.

LEXUS — PERFORMANCE



The LC Convertible evolves the LC's 'Even Sharper, More Refined' driving performance, further honing the clear linear steering and exceptional driving rhythm that unify car and driver. Whether cruising the freeway or climbing a mountain road, you'll savour the exhilarating driving feel, boosted by the sensual engine sound and oneness with nature you can only fully experience with the top down.


— PERFORMANCE



FR (Front engine, Rear wheel drive) platform

The structural integrity that forms the core of the LC's next generation driving dynamics focused on the vital contribution of the platform architecture to performance. To provide smooth maneuverability and stability, the moment of inertia was reduced and the centre of gravity lowered to realise excellent steering stability. It is reinforced by a wide stance with short overhangs, and balanced front-to-rear weight distribution, to realise responsive and natural vehicle behavior. The result is a layout that realises driving close to the ideal, enhancing the convertible's responsiveness to driver inputs and giving a natural feel of the road. It also enables the beautiful body with its captivating silhouette, together with ample luggage space.


— PERFORMANCE



Aerodynamics

Building on the LC's meticulous approach to refining the flow of air both over and under the vehicle to enhance aerodynamics, further research into the changing aerodynamics when the roof is open helps maintain a pleasant air flow in the cabin, whether driving in the city or at high speed on the open road. The addition of a transparent rear deflector contributes to a pleasant airflow in the cabin.


— PERFORMANCE



Multi material body


To give the LC Convertible and its soft-top roof structural integrity, it integrates several exclusive components to boost body rigidity. They include a rear suspension tower brace with V-brace, torsion box, underfloor braces, and gussets on the bottom of the front and centre pillars. The use of aluminum, hot-stamp, and high-tensile steel further contributes to the lightweight, high rigidity body structure, reinforced by the use of body adhesives, laser welding and laser screw welding. To further lighten weight and lower the centre of gravity, aluminum and CFRP (Carbon Fiber Reinforced Plastics) are used for a variety of components.

— PERFORMANCE



Engine sound

Advanced Lexus engineering creates a soundscape that combines the luxury of quiet open space with the emotional roar of sporting performance as you press the accelerator. A sound generator on the air intake and active sound-control valves in the exhaust create heartstirring engine sounds when starting up and accelerating. They are complemented by ANC (Active Noise Control) that cancels out input from microphones in the cabin.



Braces

A blend of CAE analysis and emotional driving feel drove the pursuit of body rigidity, optimising the shape and positioning of the braces and use of lightweight materials to provide a strong platform for the enjoyment of open-air driving. The rear suspension tower brace and front, centre and rear underfloor braces reinforce the torsional and flexural rigidity of the body, contributing to the suppression of excess vibration.

LEXUS — FEATURES



The LC Convertible applies the Lexus concept of luxury to create an unparalleled open-air driving experience, embedding innovative technologies, Japanese hospitality, authentic craftsmanship, and Lexus finesse into the quality details.

— FEATURES



Fully automated roof system

The fully automated roof system sets the LC Convertible apart. The compact soft top conveys a feeling of lightness, crafted to create a distinctive roofline when closed, and a beautiful silhouette when open and stored under the tonneau cover. It opens and closes

quickly in a smooth graceful motion while driving at speeds below 50km/h, with the operational status shown by an animation and progress bar in the multi-information display. An insulation layer in the top's multi-layered structure contributes to the quiet cabin.

— FEATURES



Rear deflector

The transparent rear wind deflector behind the rear seats contributes to comfort in the cabin while driving at speeds up to 60km/h. It controls the flow of air into the rear of cabin, and directs it down into the rear seat area to reduce airflow.



Roof switch

In a subtle Lexus refinement, the soft top control switch is concealed under the palm rest, creating a special feeling of opening the lid that mimics opening/closing the soft top. For intuitive operation, the switch direction matches the movement of the roof. The switch features a non-slip Lexus L-shaped pattern, providing tactile feedback for confident operation.

Luggage space

The soft-top roof is surprisingly compact when stowed away, fitting snugly into a space under the tonneau cover. This not only contributes to the eye-catching side silhouette, but also enables for storage space in the trunk.

— FEATURES



Lexus Climate Concierge

The Lexus Climate Concierge automatically controls the cabin temperature, seat, steering wheel and neck heaters, and Ventilated Seats for the front seats. It realises different control settings depending on whether the soft top is open or closed. When the soft top is open, in addition to the control settings for when the top is closed, the Concierge responds to the vehicle's speed, optimising the temperature to embrace occupants in a refined and relaxing environment.

Wireless Apple CarPlay^{®1} and Wireless Android Auto^{™1}


With Wireless Apple CarPlay^{®1} and Wireless Android Auto^{™1} compatibility, you can access the same familiar interface from your iPhone[®] or Android[™] through an available 10.3-inch multimedia display. Simply connect your phone to get directions, make calls or send and receive messages via Siri[®] or Google Assistant.

Neck heater

Neck heaters integrated into the front seat headrests direct warm air around the neck and shoulders, providing rapid warming for comfortable driving when the soft top is down and up. The air flow is automatically adjusted depending on the speed and whether the soft top is open or closed. Adjustable fins enable individuals to direct the warm air flow to match their preference and physique.

¹Requires compatible device, USB connection or Bluetooth[®] connection for vehicles fitted with wireless CarPlay[®] and wireless Android Auto[™], mobile data, network reception and GPS signal. Mobile usage at user's cost. Apps subject to change. For details see lexus.com.au/connectivity. All images indicative only. Functionality varies depending on device. CarPlay[®], iPhone[®] and Siri[®] are trademarks of Apple, Inc. registered in the U.S. and other countries. Android[™] and Android Auto[™] are trademarks of Google LLC. Overseas pre-production model shown. Australian specifications and features may differ. See your Lexus dealer for details.

— FEATURES



Mark Levinson^{®1} audio system

The audiophile-quality Mark Levinson[®] Reference Surround Sound System incorporates an 11-channel amplifier that drives 13 speakers, including speakers integrated into the rear seat headrests, to replicate a precise sound stage that reproduces the position and depth of each instrument. When the soft top is open, the system automatically complements and adjusts the sound architecture in real-time to deliver the audio quality you enjoy with the soft top closed in an open-air environment, and harmonise with the sound of the engine.

¹Product and company names are trademarks of their respective owners.

Overseas pre-production model shown. Australian specifications and features may differ. See your Lexus dealer for details.

LEXUS — SAFETY



The LC Convertible's exhilarating performance is underpinned by active and passive safety measures that utilise advanced technologies to deepen your peace of mind.

— SAFETY

LEXUS SAFETY SYSTEM + 

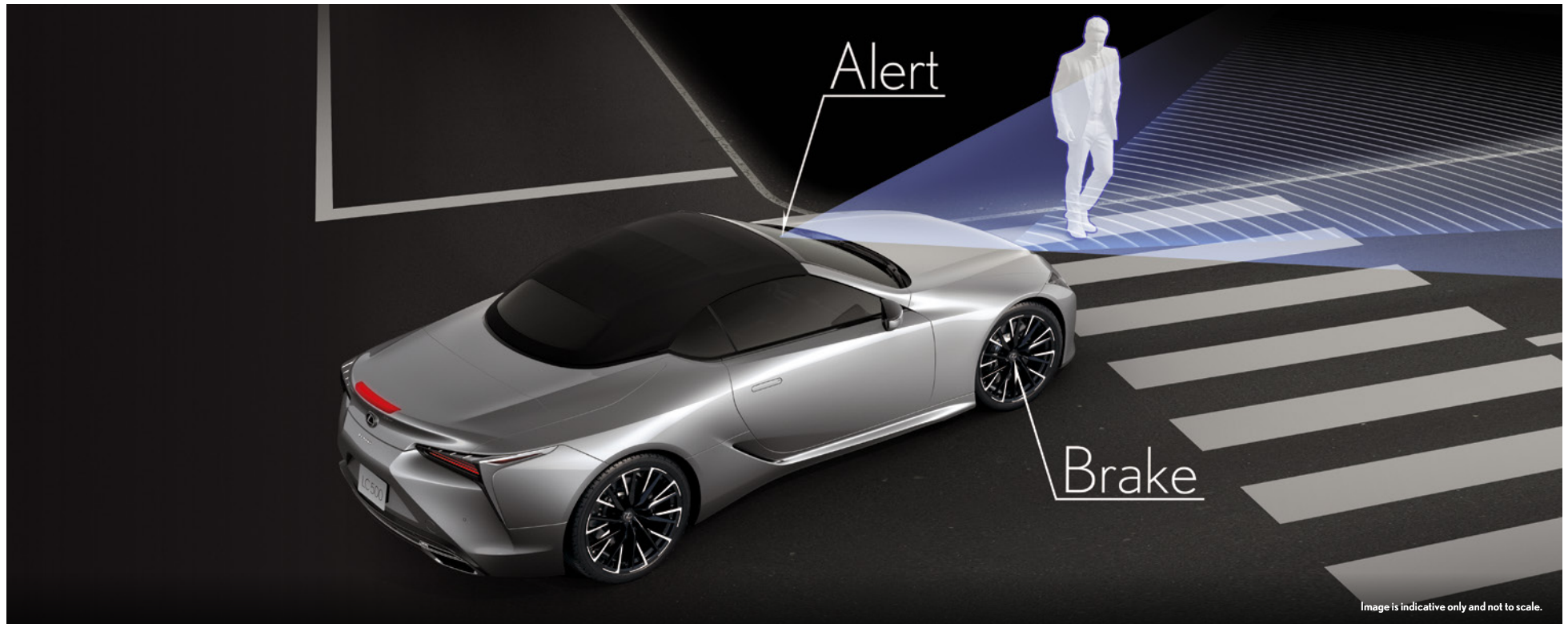


Image is indicative only and not to scale.

Pre-Collision System (PCS)¹

When the radar and camera sensors detect that a collision with a vehicle or obstacle ahead is likely, PCS is designed to alert the driver and activates pre-collision brake assist when the driver depresses the brake pedal. If it assesses that a collision is difficult to avoid, the pre-collision brakes also operate.

Lane Trace Assist (LTA)¹

While driving on a road with clear white (yellow) lane lines, the LTA system is designed to warn the driver if the vehicle may deviate from the current lane or course, and may slightly operate the steering wheel to help avoid deviation from the lane or course.*

Blind Spot Monitor (BSM)¹

When the quasi-millimetre-wave radars in the rear bumper detect vehicles in adjacent lanes that aren't visible in the door mirrors, the system is designed to activate an LED warning indicator in the relevant door mirror the moment a vehicle is detected entering this blind spot.

¹Driver assist feature. Only operates under certain conditions. Check your Owner's Manual for explanation of limitations. Please drive safely. All images indicative only and not to scale.

*Only operates above 50km/h and/or when certain conditions are met. Driver assists feature.

Check your Owner's Manual for explanation of limitations. Please drive safely.

Overseas pre-production model shown. Australian specifications and features may differ. See your Lexus dealer for details.

— SAFETY

LEXUS SAFETY SYSTEM + 



All-Speed Active Cruise Control¹

In addition to maintaining a constant speed, All-Speed Active Cruise Control is designed to use the radar and camera sensors to detect a vehicle driving ahead and maintain an appropriate distance between vehicles at all speeds.

Automatic High-Beam (AHB)¹

AHB helps safe driving at night by switching from high to low beam when the lights of an oncoming vehicle, or the tail lights of a vehicle in front, are detected.

Rear-Cross Traffic Alert (RCTA)¹

To assist safe reversing, RCTA uses quasi-millimetre-wave radars in the rear bumper to detect approaching vehicles in difficult-to-see areas behind the vehicle. When an approaching vehicle is detected, RCTA is designed to alert the driver using a buzzer and an LED indicator in the relevant door mirror.

¹Driver assist feature. Only operates under certain conditions. Check your Owner's Manual for explanation of limitations. Please drive safely. All images indicative only and not to scale. Overseas pre-production model shown. Australian specifications and features may differ. See your Lexus dealer for details.

— SAFETY

LEXUS SAFETY SYSTEM + 



Active roll bars¹

Innovative active roll bars integrated inside the package tray help realise the beautiful silhouette when the top is open. They are designed to automatically deploy upward when a collision or rollover is detected, helping contribute to dispersing the load on the vehicle body.



SRS (Supplemental Restraint System) airbags

The LC Convertible features dual-stage SRS airbags (Front seats), SRS knee airbags (Front seats), and large SRS side airbags (Front seats) that expand to help protect the occupants' heads.

¹Driver assist feature. Only operates under certain conditions. Check your Owner's Manual for explanation of limitations. Please drive safely. All images indicative only and not to scale. Overseas pre-production model shown. Australian specifications and features may differ. See your Lexus dealer for details.

LEXUS — TAKUMI



The Lexus commitment to perfection finds its finest expression in the master craftsmanship of the Takumi.

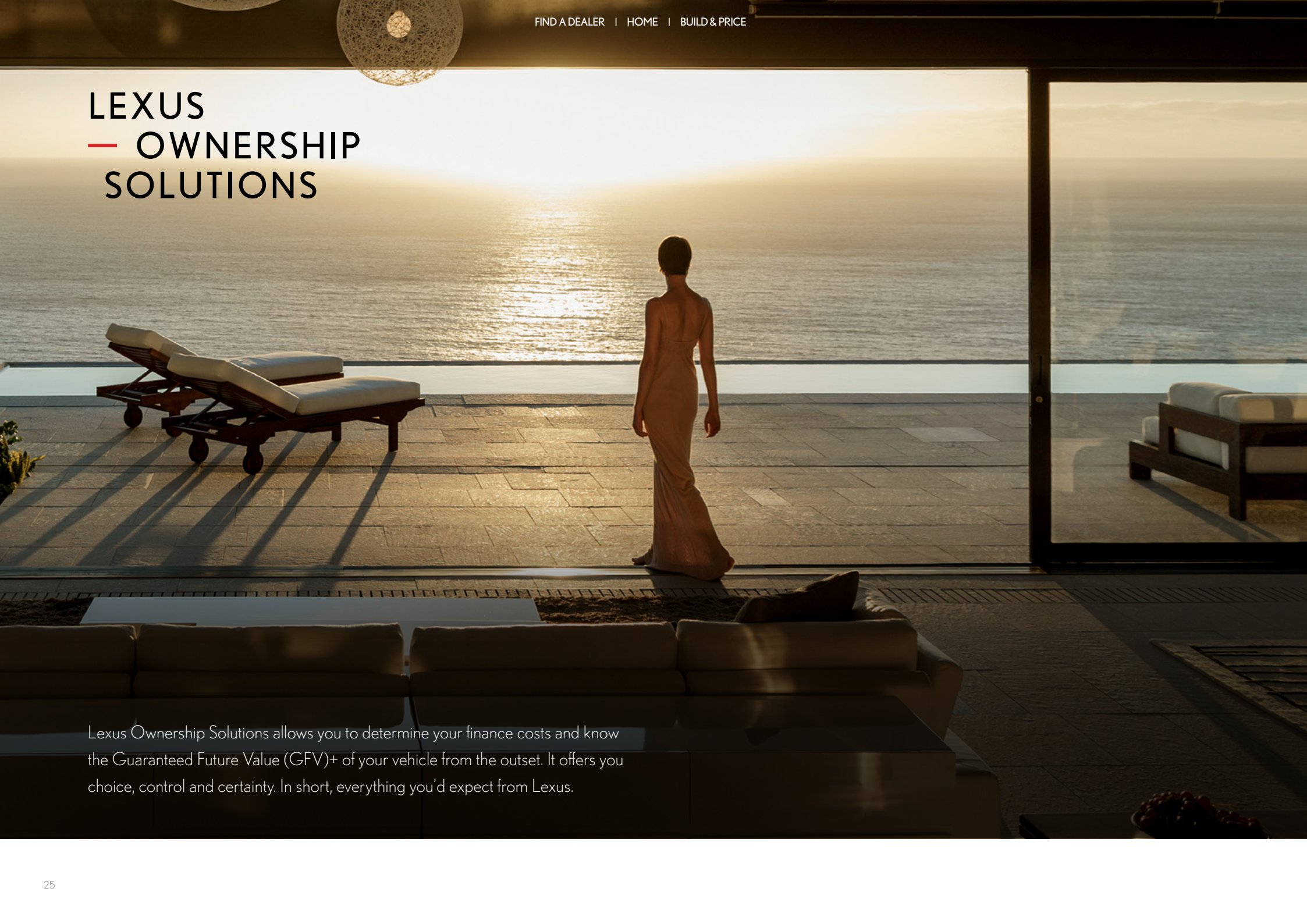
— TAKUMI



Every Lexus is based on an uncompromising approach to creating premium automobiles. Inspired by our 'Yet' philosophy, we seek innovation in every facet of engineering through a sophisticated fusion of seemingly incompatible ideas such as 'high performance yet high fuel efficiency'. In addition, unique Lexus styling is born of our L-finesse design language, a fine balance of 'leading-edge' and 'finesse', so that every Lexus is not only captivating and luxurious, but also highly refined. Finally, every individual Lexus model is also measured against a set of internal standards covering design, performance,

specifications and equipment, to confirm it is distinctive and worthy of the Lexus emblem. This pursuit of perfection is evident at every stage of the manufacturing process. Every Lexus vehicle is created with a masterful skill and attention to detail inspired by both traditional artisanship and state-of-the-art engineering. For example, at the Tahara plant in Japan, precision components made using leading-edge digital technology are assembled and finished by master craftspeople called Takumi, whose technical expertise and sure senses are honed by decades of rigorous experience.

LEXUS — OWNERSHIP SOLUTIONS



Lexus Ownership Solutions allows you to determine your finance costs and know the Guaranteed Future Value (GFV)+ of your vehicle from the outset. It offers you choice, control and certainty. In short, everything you'd expect from Lexus.

— LEXUS OWNERSHIP SOLUTIONS

How does Lexus Ownership Solutions work?

You choose the deposit that best fits your needs.

- You choose your term, ranging from 1 – 4 years.
- You decide on the estimated kilometres you think the vehicle will have travelled at the end of the term (the End Odometer). The End Odometer will also include any kilometres already on the vehicle.
- Lexus Financial Services (LFS) then determines the GFV+ of your vehicle and calculates your monthly repayments with a final payment equal to the GFV. The GFV is the minimum value of your Lexus at the end of your finance contract. So, if you choose to return your Lexus at the end of the term, LFS will pay you the GFV which will be put towards the remaining balance owing on your account (subject to fair wear and tear conditions and agreed kilometres being met).

The end of the term? Simply replace, retain or return.

At the end of your term you can choose to:

- Replace or sell your Lexus using the trade-in value or sale price to pay the remaining balance of your account.
- Retain your Lexus and simply pay the remaining balance of your account (including final payment).
- Alternatively, return your Lexus and, subject to fair wear and tear conditions and the agreed kilometres being met, we'll put the GFV towards the remaining balance on your account.

Choosing your deposit – what is best for you?

With the flexibility of Lexus Ownership Solutions, you can choose the deposit that best fits your current needs.

- If, for example, you have funds tied up in other investments, you can choose to finance your new Lexus with a zero deposit.⁺⁺
- Alternatively, by using a larger deposit, you can lower your monthly repayments.
- Or, compared to other finance options over a similar term with no GFV or equivalent balloon final payment, Lexus Ownership Solutions can provide lower monthly repayments.⁺⁺

Want more certainty?

With Lexus Ownership Solutions, you've got the reassurance that at the end of the term (subject to fair wear and tear and agreed kilometres being met), you will know your GFV⁺, the minimum value of your Lexus from the outset, as determined by LFS.

What happens in the case of the unexpected?

If your vehicle incurs damage and does not meet the Fair Wear and Tear guidelines, LFS will give you the opportunity to have your vehicle repaired. Otherwise, LFS can organise the repairs and deduct the cost from your GFV. This adjusted GFV will then be the price that LFS will offer you if you return the vehicle at the end of your term. Of course, if you retain the vehicle, the condition doesn't matter, however, if you replace it or sell it privately, the condition will obviously impact your sale price.

So what does your accountant think?

Naturally, we think Lexus Ownership Solutions is an excellent, innovative way to put you in control of buying a new Lexus. That said, we suggest you seek independent advice to ensure Lexus Ownership Solutions is right for you.

Wouldn't it be great if Lexus Ownership Solutions was just the beginning?

Lexus' innovations and commitment to customer service extend well beyond Lexus Ownership Solutions. Once you purchase a new Lexus, you'll become a member of the Lexus Encore Owner Benefits Program and enjoy a host of exclusive benefits.[†]

For further details, simply visit your nearest Lexus dealer or see lexus.com.au/owners/benefits

⁺The Guaranteed Future Value (GFV) is the minimum value of your new or approved demonstrator Lexus at the end of your finance contract, as determined by Lexus Financial Services (LFS). If you decide to return your car to Lexus at the end of your term, LFS will pay you the agreed GFV which will be put against your final payment, subject to fair wear and tear conditions and agreed kilometers being met. The information provided is general in nature. You should seek your own financial advice to determine whether Lexus Ownership Solutions is appropriate for your individual circumstances. Please speak with your Lexus Dealer for more information. Terms, conditions, fees and charges apply. Lexus Ownership Solutions GFV products are available to approved customers of Lexus Financial Services, a division of Toyota Finance Australia Limited ABN 48 002 435 181, AFSL and Australian Credit Licence 392536. ⁺⁺Lower monthly repayments compared to a similar term with no Guaranteed Future Value (GFV) or equivalent balloon final payment. Total interest charges will be higher if a GFV or balloon final payment is selected. [†]Encore and Encore Platinum Benefits apply on selected new and demonstrator vehicles for a 3 year period from the date Encore is first activated by the Dealership. Inclusions may change without notice. Subject to availability. For full TandCs, details and eligible models, see your Lexus Dealer or lexus.com.au/encore. ^{††}Approved applicants only. Terms and conditions apply. A deposit may be required for capacity reasons.

— EXTERIOR COLOURS

The colour design expresses elegance and luxury, leveraging the extraordinary experience only a convertible can create in the seamless merging of exterior and interior. It expands the opportunities to personalise the design through body and soft top colour combinations, as well as the sophisticated interior colours and materials.



White Nova <083>



Sonic Iridium <1L2>



Graphite Black <223>



Sonic Chrome <1L1>



Infrared <3T5>



Sonic Copper <4Y5>



Cobalt Mica <8X1>



Zinnia Yellow <5C1>



Khaki Metal <6X4>



Black <soft top>



Beige <soft top>^



Blue <soft top>*

^Available as option with Ochre interior trim only. *Available as option with White/Blue interior trim only. Lexus Australia reserves the right to vary or discontinue the current interior and exterior colours, trims and colour/trim/model combinations. Colours and trims displayed are a guide only and may vary from actual colours due to printing/display process. See your Lexus dealer to confirm availability when ordering your vehicle. Overseas pre-production model shown. Australian specifications and features may differ. See your Lexus dealer for details.

— INTERIOR TRIMS

The journey begins with the finishing touches.

Semi-Aniline Leather-Accented Trim



Semi-aniline leather-accented Ochre



Semi-aniline leather-accented Dark Rose



Semi-aniline leather-accented Black



Semi-aniline leather-accented White/Blue

Lexus Australia reserves the right to vary or discontinue the current interior and exterior colours, trims and colour/trim/model combinations. Colours and trims displayed are a guide only and may vary from actual colours due to printing/display process. See your Lexus dealer to confirm availability when ordering your vehicle.

Overseas pre-production model shown. Australian specifications and features may differ. See your Lexus dealer for details.


— MAIN FEATURES

		LC 500 Convertible
Powertrain	10-speed SPDS Auto with Paddle Shift	•
	Active Exhaust	•
Chassis	21" Forged Alloy Wheels (SM 245/40+275/35 RF21)	•
	Adaptive Variable Suspension (AVS)	•
	Front Performance Dampers	•
	Drive Mode Select - Drive Mode Select - Eco, Normal, Comfort, Sport S, Sport S+ and custom	•
	Vehicle Dynamics Integrated Management (VDIM)	•
Exterior	Hydraulic Soft Top Roof	•
	3 Bi-LED Headlamps with LED DRL and Turn Signals	•
	Flush Door Handles	•
Interior	Heated and Ventilated Front Seats	•
	10-way Power Front Seats with Driver Seat Memory	•
	Semi-Aniline Leather-Accented Front Seat Trim	•
	Premium Steering Wheel and Shift Lever	•
	Sports Pedals and Stainless Steel Scuff Plates	•
Comfort and Convenience	Colour Head Up Display (HUD)	•
	12.3" Touchscreen display	•
	13-Speaker Mark Levinson ^{®1} Sound System	•
	Wind Deflector	•
	Neck Heater	•
	2-zone Climate Control with Lexus Climate Concierge	•
	Active Noise Control (ANC)	•
	Smart Key Card	•
	Wireless Apple CarPlay ^{®2} and Wireless Android Auto ^{™2}	•
Panoramic View Monitor	•	
Driver Assist and Safety Technology ³	Pre-Collision Safety System (PCS)	•
	Active Cruise Control - All-Speed (ACC) with RSA integration	•
	Lane Trace Assist (LTA)	•
	Pop-up Hood (4 lifter type)	•
	Auto High Beam (AHB)	•
	Blind Spot Monitor (BSM) with Rear Cross Traffic Alert (RCTA)	•
	Tyre Pressure Warning System	•
6 SRS Airbags	•	

¹Product and company names are trademarks of their respective owners. ²Requires compatible device, USB connection or Bluetooth[®] connection for vehicles fitted with wireless CarPlay[®] and wireless Android Auto[™] mobile data, network reception and GPS signal. Mobile usage at user's cost Apps subject to change. For details see lexus.com.au/connectivity. ³Driver assist feature. Only operates under certain conditions. Check your Owner's Manual for explanation of limitations. Please drive safely.

SPECIFICATIONS

		LC 500 Convertible
Dimensions and Weight (approximate) ¹	Overall Length (mm)	4770
	Overall Width (mm)	1920
	Overall Height (mm)	1350
	Wheelbase (mm)	2870
	Tread (mm) Front:	Front: 1630 Rear: 1635
	Kerb Weight (kg)	2055
	Gross Vehicle Mass (GVM) (kg)	2450
	Seating Capacity	4
Boot Capacity (L)	149L	
Chassis	Suspension	Front and Rear: Multi-Link
	Steering System	EPS (Electric Power Steering)
	Brakes (mm)	Front: 400/36 Ventilated Discs Rear: 359/30 Ventilated Discs
	Minimum Turning Radius (Tyres)	5.4
	Fuel Tank Capacity (L)	82
	Tyres	245/40RF21 96Y (Front) 275/35RF21 99Y (Rear)
Engine	Type	Petrol
	Description	5.0L 8-cylinder, V type, 32-Valve, DOHC, Natural Aspiration (intake), Dual VVT-i
	Capacity (cc)	4969
	Maximum Power	351kW @ 7100rpm
	Maximum Torque	540Nm @ 4800rpm
	Fuel Economy (Combined, L/100km) ² (Results were achieved under laboratory conditions and do not reflect the fuel consumption in real world driving)	12.7
	Carbon Dioxide (Combined, g/km) ³ (Results were achieved under laboratory conditions and do not reflect the emissions in real world driving)	290
Drivetrain	Driven Wheels	RWD
	Transmission	Automatic Transmission



Weights/mass/volumes/dimensions are approximate and subject to individual vehicle variances, and should be confirmed before fitting any accessories, towing or otherwise relying on this value.

¹Weights/mass/volumes/dimensions are approximate and subject to individual vehicle variances, and should be confirmed before fitting any accessories, towing or otherwise relying on this value. ²Results for LC in ADR81/02 combined drive cycle fuel consumption testing. Urban cycle results achieved 19.6L/100km and extra urban cycle achieved 8.7L/100km. Results were produced using new sample vehicles without fitment of accessories/customisation, and may not be replicable. Figures should only be used for comparative purposes. ³Results achieved for LC in ADR81/02 combined drive cycle CO2 testing. Urban cycle results achieved 447g/km and extra urban cycle achieved 199g/km. Results produced in laboratory test conditions, using new sample vehicles without fitment of accessories/customisation, and may not be replicable. Lexus Australia uses its best endeavours to ensure material is accurate at the time of publishing. All information must be confirmed with your Lexus dealer at the time of ordering, as specifications, applicability and availability may change over time. Colours depicted are a guide only and may vary from actual colours due to the printing/display process. Overseas model shown. Australian specifications and features may differ. See your Lexus dealer for details. Lexus Australia reserves the right to change and/or discontinue, without notice, models, prices, colours, materials, equipment, specifications. To the extent permitted by law, Lexus Australia will not be liable for any damage or loss incurred from relying on the information and images contained in this material. Distributed nationally by Lexus Australia a division of Toyota Motor Corporation Australia Limited ABN 64 009 686 097. Proof: L2024-000471. Published: December 2024.